

I can work out time differences to solve problems.

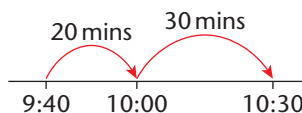
Example

The Music Lesson begins at 9:40.

It finishes at 10:30.

How long does it last?

Answer 50 minutes (20 mins. + 30 mins.)



A

- 1 Lucy went into the shop at 11:15. She came out at 11:30. How long was she in the shop?
- 2 A lesson begins at 1:30. It finishes at 2:00. How long does it last?
- 3 Larry sets off for school at 8:15. He arrives at 8:45. How long does his journey take?
- 4 Frank begins his drawing at 10:45. He finishes it at 11:00. How long did it take him to draw?
- 5 The wedding begins at 12:15. It finishes at 1:00. How long does it last?



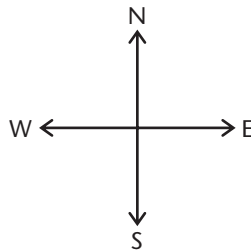
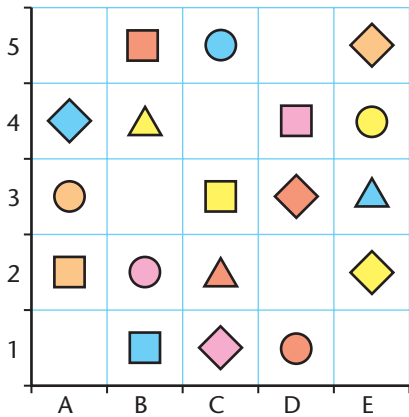
B

- 1 Chloe puts a cake in the oven at 10:45. She takes it out at 11:15. How long is it in the oven?
- 2 A television programme begins at 5:30. It finishes at 6:10. How long does it last?
- 3 Assembly starts at 9:35. It finishes at 10:10. How long does it last?
- 4 Terry leaves school at 3:50. He gets home at 4:05. How long does it take him to walk home?
- 5 A train leaves Oxford at 12:45. It arrives in London at 1:30. How long does the journey take?
- 6 Maya's watch shows the time as 8:20. The real time is 7:55. How many minutes fast is Maya's watch?

C

- 1 The Gym Club lasts 70 minutes. It starts at 3:30. When does it finish?
- 2 Keith sees that the time is 6:10. He realises he has been reading for 40 minutes. When did he start reading?
- 3 The coach leaves school at 10:18. It arrives at the museum at 11:00. How long did the journey take?
- 4 The School Sports will take 90 minutes. They should finish at 2:55. When should they start?
- 5 A film starts at 5:10. It lasts 1 hour and 40 minutes. When does it finish?
- 6 A football match kicks off at 3:20. The final whistle is blown at 4:35. How long has the match taken?

I can find and describe the position of a square on a labelled grid.



Example

Start at A2.
Go East 2 squares.
Now go North 3 squares.
Draw the symbol.
Answer

A

Use the above grid.
Draw the symbol found
on each of these squares.

- 1 E4
- 2 A2
- 3 C1
- 4 E3
- 5 D3
- 6 C5
- 7 A4
- 8 B2

Follow the directions.
Draw the symbol you
find.

- 9 Start at C2.
Go North 3 squares.
- 10 Start at E5.
Go West 2 squares.
- 11 Start at A4.
Go East 4 squares.
- 12 Start at B5.
Go South 3 squares.
- 13 Start at D1.
Go North 2 squares.
- 14 Start at E4.
Go East 3 squares.

B

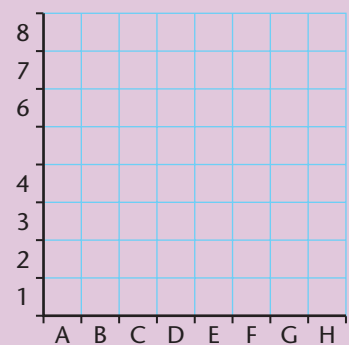
Use the above grid.
Give the positions of
these symbols.

- 1
- 2
- 3
- 4
- 5
- 6
- 7
- 8

Follow the directions.
Draw the symbol you
find.

- 9 Start at B5.
South 3 squares.
East 3 squares.
- 10 Start at A2.
East 4 squares.
North 3 squares.
- 11 Start at D4.
West 3 squares.
South 2 squares.
- 12 Start at D1.
North 4 squares.
West 2 squares.

C



Use squared paper.
Label an 8 × 8 grid as
above.
Shade each set of
squares to form letters.

- 1 F7 F6 F5 G5
- 2 F3 G3 H3 G2 G1
- 3 B2 C2 D2 D3 D4
C4 B4 B3
- 4 A6 A7 A8 B7 C6
C7 C8
- 5 Label another 8 × 8
grid. Use the squares
to shade your initial
letters. Give the
positions of the
squares for each letter.

I can count on and back in regular steps and complete number sequences.

To find the rule that links the numbers look at the gaps.

Examples

2 4 6 8 10 The rule is 'add 2'.

20 16 12 8 4 The rule is 'subtract 4'.

A

Copy and complete.

1 16 18 20 22

2 9 12 15 18

3 12 16 20 24

4 5 10 15 20

5 29 31 33 35

6 22 18 14 10

7 17 22 27 32

8 4 7 10 13

9 0 10 20 30 40 50 60

Look at the above sequence.

- What is the pattern of the units?
- What is the pattern of the 10s digit?

10 Count on in 10s from 7. What patterns can you find:

- in the units
- in the tens?

11 Investigate counting on in 10s from two-digit numbers.

B

Copy the sequences and write the next three numbers.

1 17 19 21 23

2 30 34 38 42

3 9 14 19 24

4 937 837 737 637

5 51 49 47 45

6 16 26 36 46

7 63 66 69 72

8 84 74 64 54

9 0 5 10 15 20 25

Look at the above sequence.

- What is the pattern of the units?
- What is the pattern of the 10s?

10 Count on in 5s from other one-digit and two-digit numbers. What patterns can you find?

C

Write the first six numbers in each sequence.

	Start at	Rule
1	19	+3
2	180	-20
3	12	+6
4	72	-9
5	40	+8
6	86	-11
7	20	+30
8	70	-7

9 Count on in 2s from any even number, including two-digit and three-digit numbers. What patterns can you find?

10 Count on in 2s from any odd number. What patterns can you find?

11 Investigate counting on in single-digit steps from different numbers. What patterns can you find?

I can quickly recall the multiplication facts for 2, 5 and 10 and can count on and back from zero in steps of 3, 4 and 6.

A

What is

- 1 6×2
- 2 3×2
- 3 5×2
- 4 8×2
- 5 7×5
- 6 4×5
- 7 10×5
- 8 9×5
- 9 2×10
- 10 6×10
- 11 10×10
- 12 9×10
- 13 $20 \div 2$
- 14 $14 \div 2$
- 15 $8 \div 2$
- 16 $18 \div 2$
- 17 $40 \div 5$
- 18 $25 \div 5$
- 19 $5 \div 5$
- 20 $30 \div 5$
- 21 $70 \div 10$
- 22 $40 \div 10$
- 23 $80 \div 10$
- 24 $30 \div 10$

B

Copy and complete.

- 1 $\square \times 2 = 16$
- 2 $\square \times 5 = 15$
- 3 $\square \times 10 = 60$
- 4 $\square \times 2 = 10$
- 5 $\square \times 5 = 40$
- 6 $\square \times 10 = 70$
- 7 $\square \div 2 = 9$
- 8 $\square \div 5 = 2$
- 9 $\square \div 10 = 10$
- 10 $\square \div 2 = 7$
- 11 $\square \div 5 = 9$
- 12 $\square \div 10 = 2$

Write the answer only.

- | | |
|------------------|----------------|
| 13 4×3 | 25 $30 \div 3$ |
| 14 7×3 | 26 $27 \div 3$ |
| 15 3×3 | 27 $18 \div 3$ |
| 16 5×3 | 28 $24 \div 3$ |
| 17 10×4 | 29 $20 \div 4$ |
| 18 6×4 | 30 $8 \div 4$ |
| 19 9×4 | 31 $16 \div 4$ |
| 20 7×4 | 32 $32 \div 4$ |
| 21 5×6 | 33 $18 \div 6$ |
| 22 8×6 | 34 $54 \div 6$ |
| 23 2×6 | 35 $24 \div 6$ |
| 24 6×6 | 36 $42 \div 6$ |

C

Copy and complete.

- 1 $\square \times 3 = 18$
- 2 $\square \times 4 = 20$
- 3 $\square \times 6 = 42$
- 4 $\square \times 3 = 27$
- 5 $\square \times 4 = 32$
- 6 $\square \times 6 = 60$
- 7 $\square \div 3 = 5$
- 8 $\square \div 4 = 7$
- 9 $\square \div 6 = 6$
- 10 $\square \div 3 = 8$
- 11 $\square \div 4 = 9$
- 12 $\square \div 6 = 8$

Write the answer only.

- | | |
|------------------|----------------|
| 13 3×7 | 25 $56 \div 7$ |
| 14 9×7 | 26 $28 \div 7$ |
| 15 5×7 | 27 $14 \div 7$ |
| 16 6×7 | 28 $49 \div 7$ |
| 17 4×8 | 29 $40 \div 8$ |
| 18 7×8 | 30 $24 \div 8$ |
| 19 10×8 | 31 $72 \div 8$ |
| 20 8×8 | 32 $48 \div 8$ |
| 21 6×9 | 33 $63 \div 9$ |
| 22 3×9 | 34 $18 \div 9$ |
| 23 8×9 | 35 $81 \div 9$ |
| 24 5×9 | 36 $36 \div 9$ |